

Survey Overview

An extensive survey of WDCTA members past and present was implemented the Summer 2010. The detailed survey results are presented in the following pages. A statistical analysis of these results is still forthcoming.

The survey is divided into the following sections:

1. Equine Activities/General Interest –Questions 1-9
2. Activity summary of respondents who state dressage as a primary interest—Questions 10-16
3. Activity summary of respondents who state eventing as a primary interest—Questions 17-23
4. More detailed information on what respondents do with horses—Questions 25—29
5. Non-member satisfaction and participation in WDCTA activities—Questions 29-35
6. Member satisfaction and participation in WDCTA activities—Questions 36-46
7. Member input on future WDCTA initiatives—Questions 47—50

Some questions allowed respondents to write personal feedback, comments and suggestions. A summary of the comments and suggestions is presented in the December 2010 newsletter, and will be shared in more detail as we develop a more detailed, statistically sound report.

Many thanks to everyone who took the time to share their thoughts and input on the following survey questions. The WDCTA State board values your input, and will continue its planning with your thoughts and wishes in mind.

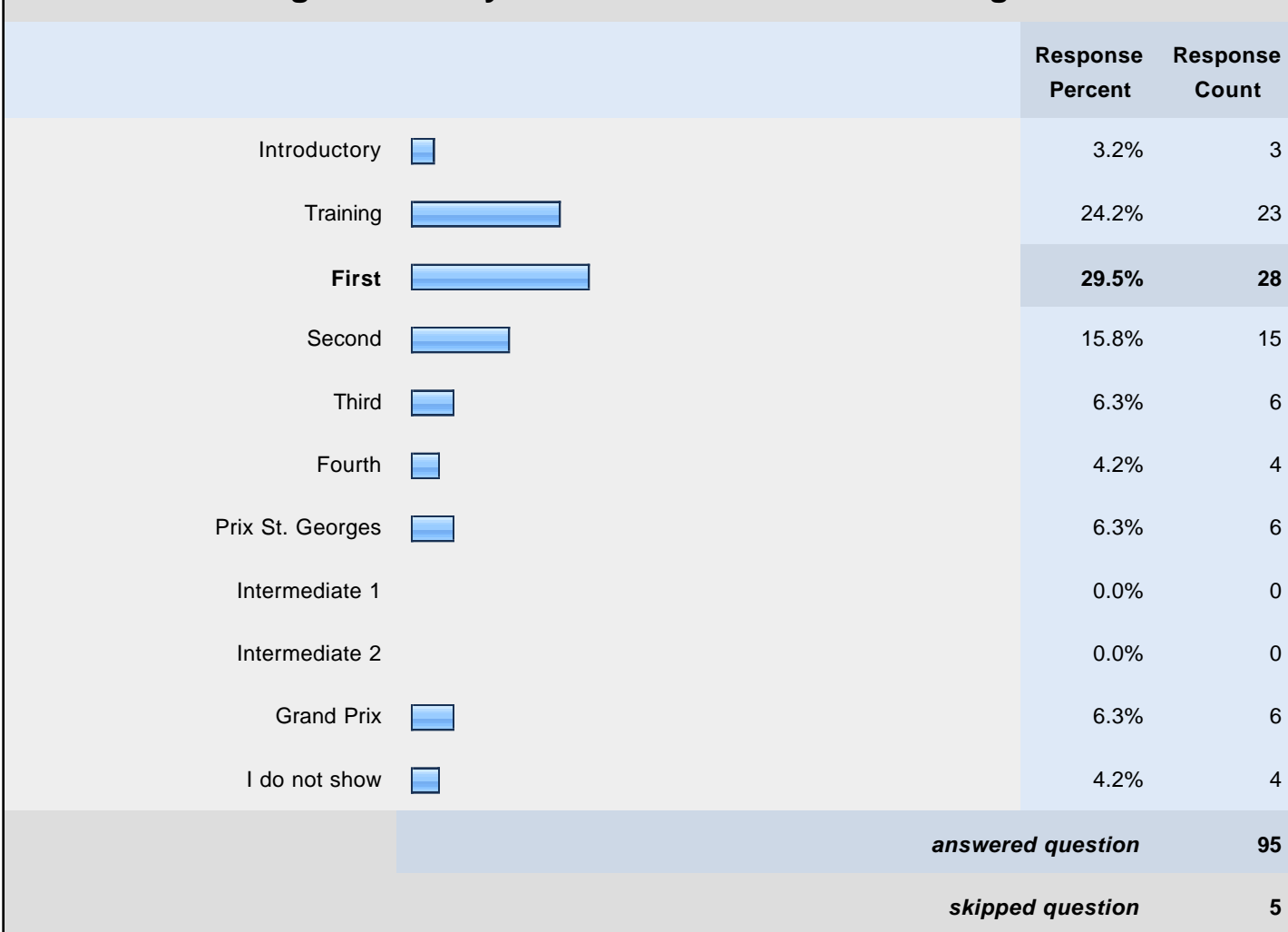
Forward, Calm and Straight in 2011!

Board President, Pamela Doolittle

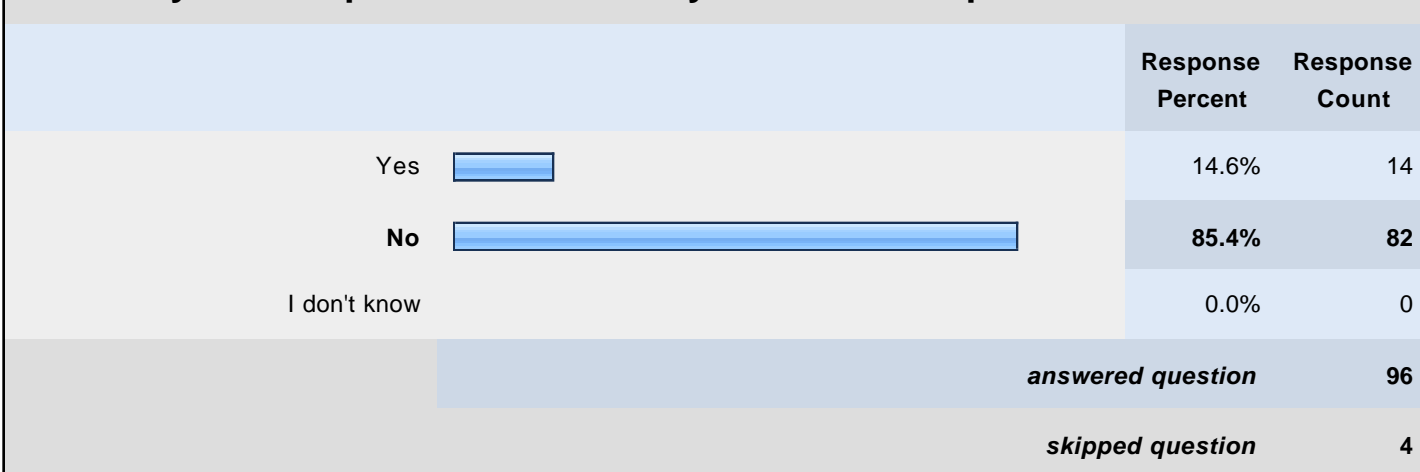
1. Which phrases below best describe your activities relative to the sport of dressage? Pick all that apply.

	Response Percent	Response Count
Do not ride <input type="checkbox"/>	2.1%	2
Do not ride dressage	0.0%	0
Junior/Young Rider interests <input type="checkbox"/>	2.1%	2
Junior/Young Rider dressage competitor <input type="checkbox"/>	2.1%	2
Adult Amateur interests <input checked="" type="checkbox"/>	60.8%	59
Adult Amateur dressage competitor <input checked="" type="checkbox"/>	45.4%	44
Professional Rider <input type="checkbox"/>	13.4%	13
Professional Trainer <input type="checkbox"/>	17.5%	17
Professional Instructor <input type="checkbox"/>	16.5%	16
Dressage Judge/Official <input type="checkbox"/>	4.1%	4
Working student/groom <input type="checkbox"/>	3.1%	3
Volunteer <input checked="" type="checkbox"/>	19.6%	19
Other <input type="checkbox"/>	6.2%	6
answered question		97
skipped question		3





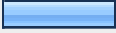





2. What is the highest level you've EVER shown in dressage?



3. Have you ever presented a freestyle ride in competition?








4. What level of dressage are you currently schooling with your horse(s). If you're schooling more than one horse, you can pick more than one level.

	Response Percent	Response Count
Introductory 	11.3%	11
Training 	35.1%	34
First 	40.2%	39
Second 	26.8%	26
Third 	16.5%	16
Fourth 	7.2%	7
Prix St. Georges 	4.1%	4
Intermediate 1 	3.1%	3
Intermediate 2	0.0%	0
Grand Prix 	5.2%	5
I do not school dressage levels 	8.2%	8
<i>answered question</i>		97
<i>skipped question</i>		3




5. Do you participate in any other horse sports, including the following (mark all that apply):

	Response Percent	Response Count
Breed association shows (Quarter horse, Arab, Paso Fino etc.,)	23.8%	20
Hunters	8.3%	7
Jumpers	7.1%	6
Eventing	14.3%	12
Saddle Seat	2.4%	2
Fun/Open shows	20.2%	17
4-H	6.0%	5
Pony Club	3.6%	3
Rodeo/Reining	1.2%	1
Western Games (barrel racing etc.,)	3.6%	3
Western equitation/trail classes	2.4%	2
Driving	13.1%	11
I do not participate in any other sport outside of dressage	41.7%	35
Other (please specify)		14
answered question		84
skipped question		16

6. Did you become a PARTICIPATING member of the United States Dressage Federation (USDF) in 2010? (Note: If you only joined a local GMO, you hold a GROUP membership to the USDF. To become a PARTICIPATING member, you must send in a separate application & fee to the USDF.)

	Response Percent	Response Count
Participating member only. I did not join a GMO in 2010. 	11.3%	11
Participating AND GMO member. 	45.4%	44
I only joined a local GMO. 	23.7%	23
I am not a USDF member this year. 	15.5%	15
I don't know. 	4.1%	4
answered question		97
skipped question		3

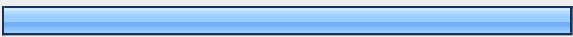


7. Did you join the Unites States Equestrian Federation (USEF) for 2010?

	Response Percent	Response Count
Yes 	54.7%	52
No 	44.2%	42
I don't know 	1.1%	1
answered question		95
skipped question		5






8. What other horse associations/organizations do you belong to, including non-dressage organizations?

	Response Count
	69
<i>answered question</i>	69
<i>skipped question</i>	31

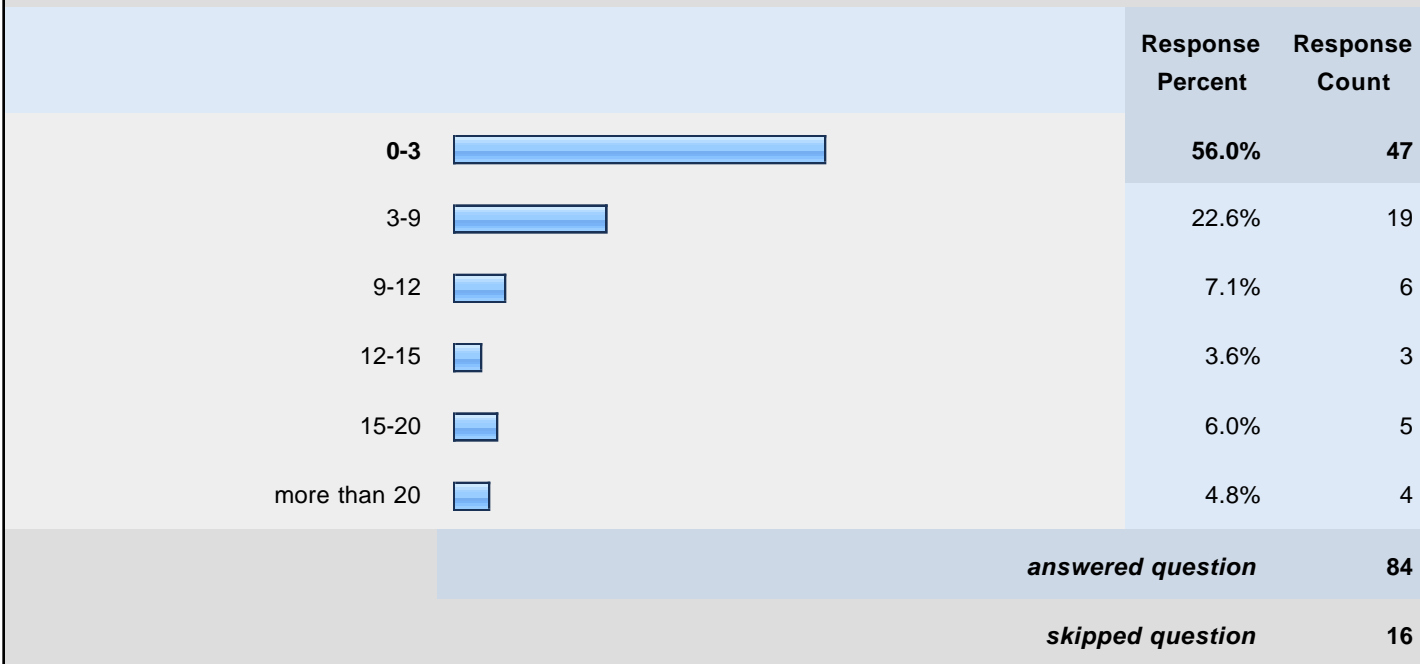
9. What best describes your PRIMARY equine interest? (select only ONE)

	Response Percent	Response Count
Dressage 	86.0%	86
Eventing 	7.0%	7
Other 	7.0%	7
<i>answered question</i>		100
<i>skipped question</i>		0

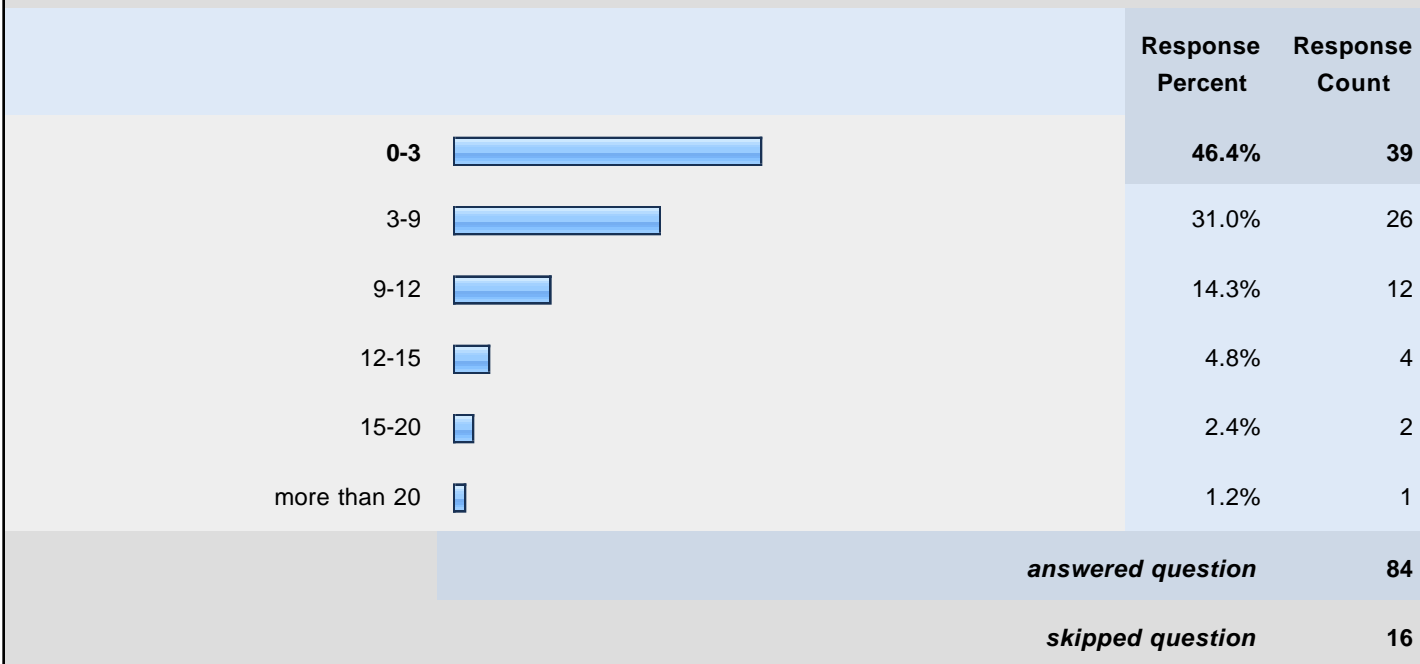
10. How often do you work with a local instructor? (Consider a local instructor to be within two hours driving distance.)

	Response Percent	Response Count
Less than 4 times/year. 	4.8%	4
About 6 times/year. 	6.0%	5
About once per month. 	18.1%	15
Several times per month. 	50.6%	42
I do not work with a local instructor. 	20.5%	17
<i>answered question</i>		83
<i>skipped question</i>		17

11. How many dressage clinics have you participated in as a RIDER in the past three years, where the clinician was NOT a resident of Wisconsin or you drove longer than 2 hours for instruction?




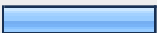




12. How many dressage clinics have you participated in as an AUDITOR (not a rider) in the past three years?



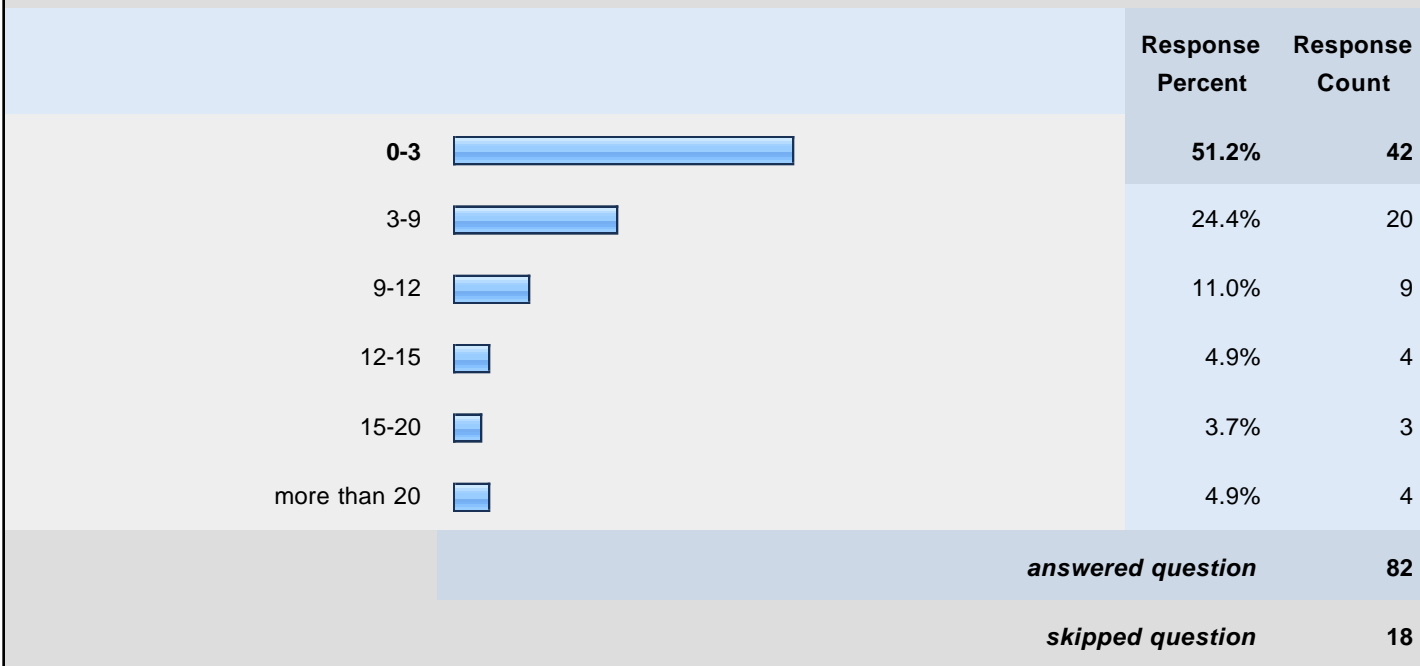
13. How much do you spend annually on instruction and training? (Note: Do not enter dollar signs or decimal points. An example entry is 100 for entering a value of one hundred dollars.)

	Response Average	Response Total	Response Count
annual expenditure:	2,523.33	196,820	78
	<i>answered question</i>		78
	<i>skipped question</i>		22

14. How many dressage shows have you participated in as a RIDER in the past three years.

		Response Percent	Response Count
0-3		51.8%	43
3-9		22.9%	19
9-12		12.0%	10
12-15		4.8%	4
15-20		4.8%	4
more than 20		3.6%	3
	<i>answered question</i>		83
	<i>skipped question</i>		17




15. How many dressage shows have you attended as an OBSERVER (not as a rider) over the past three years?





16. How likely is it you will participate at least once in the following organized activities in 2010 (not necessary sponsored by WDCTA):

	Very likely	Somewhat likely	Neither likely nor unlikely	Somewhat unlikely	Very unlikely	Response Count
Audit a dressage clinic	62.7% (52)	18.1% (15)	7.2% (6)	6.0% (5)	6.0% (5)	83
Ride in a dressage clinic	55.4% (46)	19.3% (16)	7.2% (6)	6.0% (5)	12.0% (10)	83
Observe at dressage schooling show	34.2% (27)	19.0% (15)	12.7% (10)	19.0% (15)	15.2% (12)	79
Observe at a recognized dressage show	53.8% (43)	21.3% (17)	8.8% (7)	7.5% (6)	8.8% (7)	80
Compete in a dressage schooling show	34.6% (28)	13.6% (11)	7.4% (6)	22.2% (18)	22.2% (18)	81
Compete in a recognized dressage show	35.9% (28)	19.2% (15)	7.7% (6)	10.3% (8)	26.9% (21)	78
Attend educational program put on by local chapter of dressage club	55.4% (46)	25.3% (21)	9.6% (8)	4.8% (4)	4.8% (4)	83
Other activities you'll likely attend (please specify):						16
answered question						84
skipped question						16

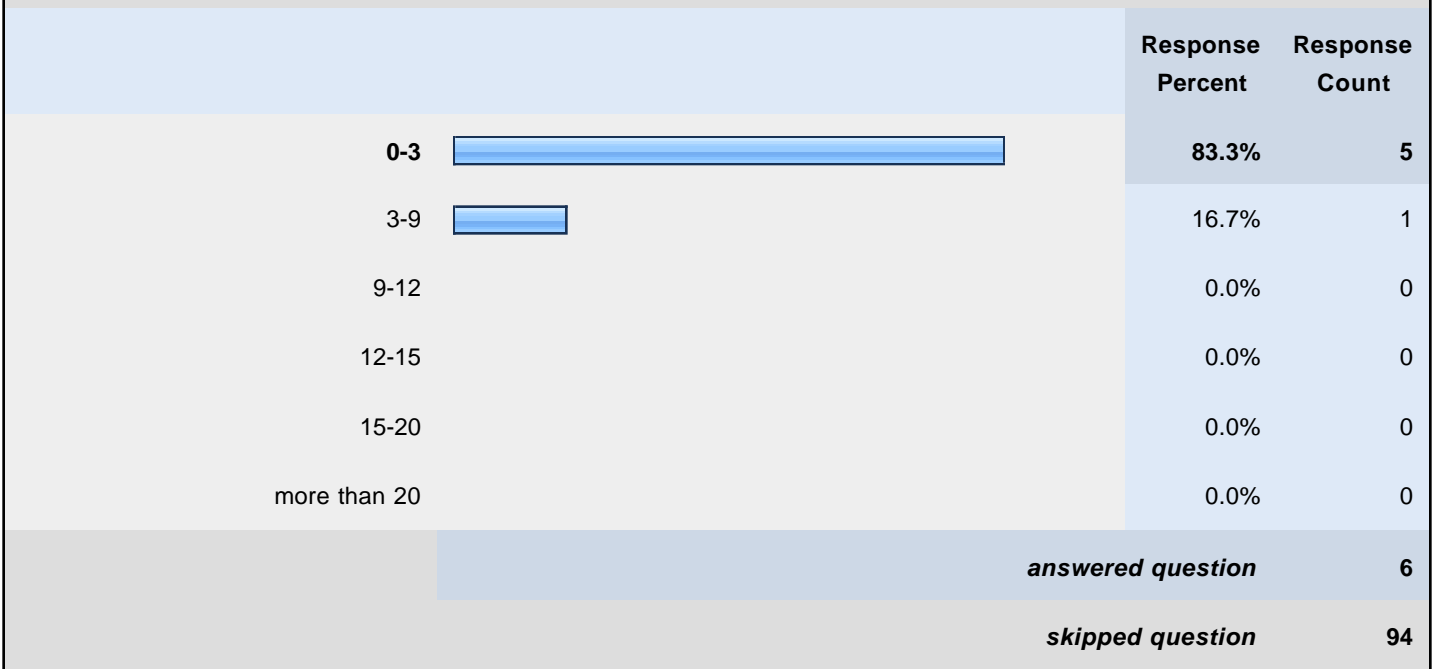
17. How often do you work with a local instructor? (Consider a local instructor to be within two hours driving distance.)

	Response Percent	Response Count
Less than 4 times/year.	0.0%	0
About 6 times/year. 	42.9%	3
About once per month.	0.0%	0
Several times per month. 	28.6%	2
I do not work with a local instructor. 	28.6%	2
<i>answered question</i>		7
<i>skipped question</i>		93

18. How many eventing clinics have you participated in as a RIDER in the past three years, where the clinician was NOT a resident of Wisconsin or the distance you drove for instruction was more than 2 hours?

	Response Percent	Response Count
0-3 	85.7%	6
3-9	0.0%	0
9-12	0.0%	0
12-15	0.0%	0
15-20 	14.3%	1
more than 20	0.0%	0
<i>answered question</i>		7
<i>skipped question</i>		93

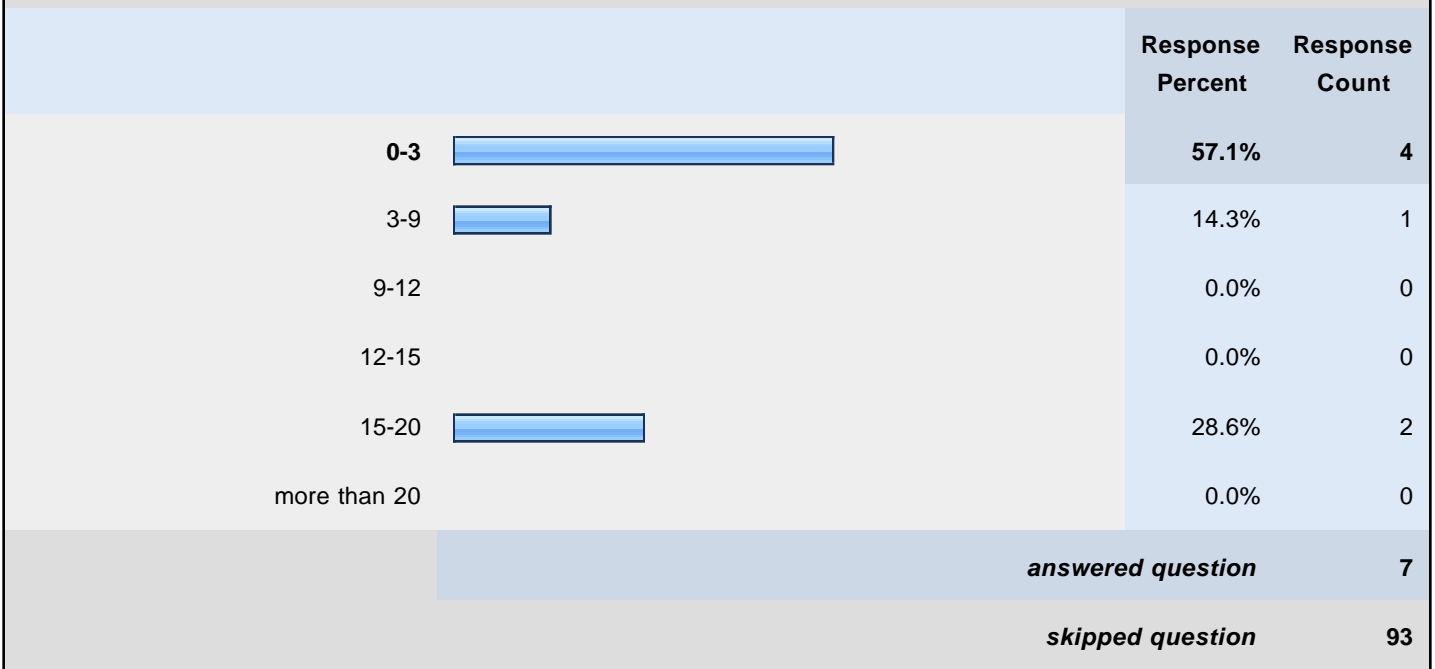
19. How many eventing clinics have you participated in as an AUDITOR in the past three years?



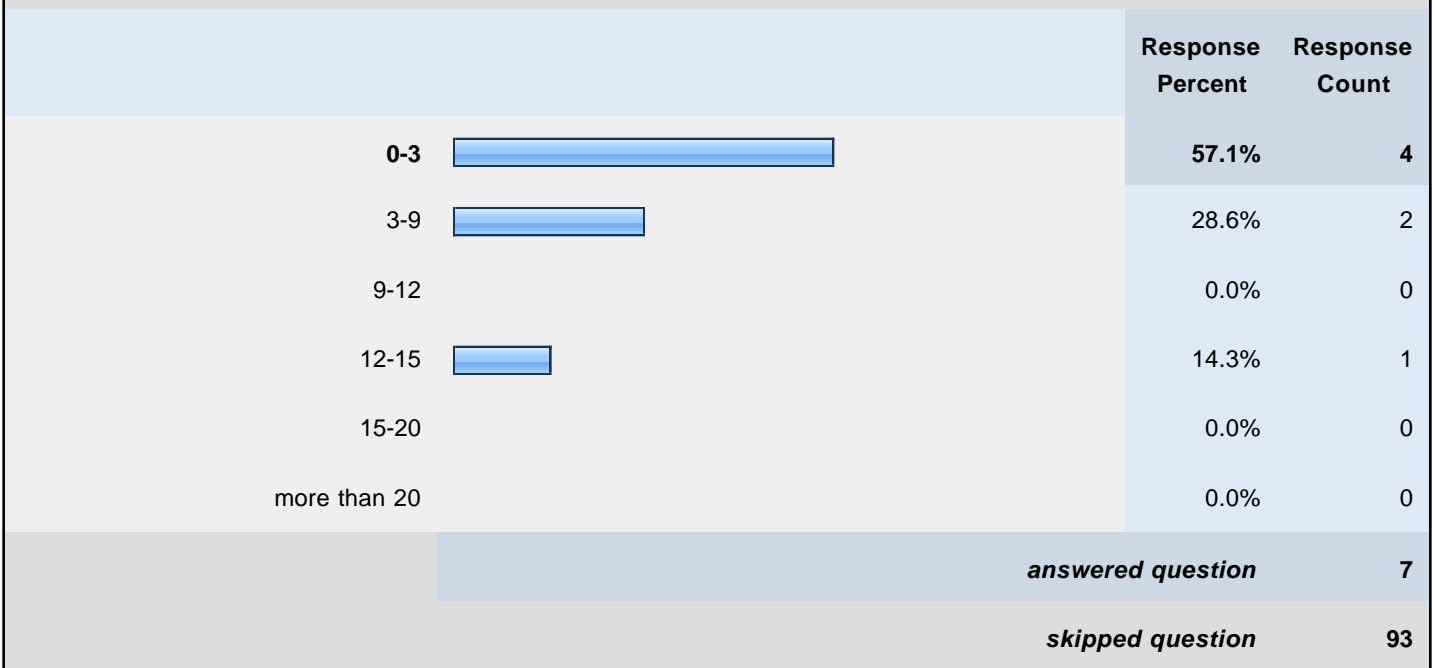
20. How much do you spend annually on instruction and training? (Note: Do not enter dollar signs or decimal points. An example entry is 100 for entering a value of one hundred dollars.)

Response Category	Response Average	Response Total	Response Count
annual expenditure:	1,683.33	10,100	6
answered question			6
skipped question			94

21. How many events have you participated in as a RIDER in the past three years.



22. How many events have you attended as an OBSERVER (not a rider), over the past three years?









23. How likely is it you will participate at least once in the following organized activities in 2010 (not necessarily WDCTA sponsored events):

	Very likely	Somewhat likely	Neither likely nor unlikely	Somewhat unlikely	Very unlikely	Response Count
Audit/ride in a dressage clinic	28.6% (2)	42.9% (3)	14.3% (1)	14.3% (1)	0.0% (0)	7
Audit/ride in an eventing clinic	71.4% (5)	0.0% (0)	14.3% (1)	14.3% (1)	0.0% (0)	7
Observe dressage schooling show	28.6% (2)	28.6% (2)	14.3% (1)	14.3% (1)	14.3% (1)	7
Observe recognized dressage show	28.6% (2)	14.3% (1)	14.3% (1)	42.9% (3)	0.0% (0)	7
Compete in dressage schooling show	57.1% (4)	14.3% (1)	0.0% (0)	14.3% (1)	14.3% (1)	7
Compete in recognized dressage show	0.0% (0)	28.6% (2)	14.3% (1)	28.6% (2)	28.6% (2)	7
Compete in an event	28.6% (2)	14.3% (1)	0.0% (0)	28.6% (2)	28.6% (2)	7
Attend an educational program put on by a local chapter of a dressage club	28.6% (2)	42.9% (3)	14.3% (1)	14.3% (1)	0.0% (0)	7
Other activities you'll likely attend (please specify):						3
answered question						7
skipped question						93




24. If your primary equine interest is not in dressage or eventing, please share what your primary interest is:

	Response Count
	5
answered question	5
skipped question	95

25. Choose any of the following (pick more than one if it helps) describing your current riding situation:

	Response Percent	Response Count
I own horse(s), but don't ride. 	4.0%	4
I own and ride my own horse(s). 	88.9%	88
I do not own horse(s), but I lease/borrow horse(s) to ride. 	2.0%	2
I do not own horse(s), but I train horse(s) owned by others and ride regularly. 	3.0%	3
I do not own horse(s), but I ride lesson horse(s) regularly. 	1.0%	1
I do not own horse(s), do not lease, nor ride regularly. 	4.0%	4
answered question		99
skipped question		1

26. Where do your horses live?

	Response Percent	Response Count
I keep all my horses at home. 	47.1%	40
I board all of my horses away from home. 	37.6%	32
I keep some at home and board some away from home. 	15.3%	13
Other (please specify)		2
answered question		85
skipped question		15

27. How many horses do you own?

		Response Percent	Response Count
1		24.1%	21
2		26.4%	23
3-5		33.3%	29
6-9		10.3%	9
10-15		2.3%	2
16+		3.4%	3
answered question			87
skipped question			13



28. Do you purchase equine insurance? (Note: More than one answer is possible.)

		Response Percent	Response Count
Yes, mortality		39.1%	34
Yes, loss of use		5.7%	5
Yes, major medical		27.6%	24
Yes, other		8.0%	7
No		55.2%	48
answered question			87
skipped question			13


29. On average, how much do you spend ANNUALLY on each of the following, for all horses you own. (Note: Do not enter dollar signs or decimal points. An example entry is 100 for entering a value of one hundred dollars.)

	Response Average	Response Total	Response Count
Horse care: Board or feed+bedding+consumables	6,233.51	498,681	80
Horse health: Veterinary care, farrier, chiropractor, massage, dentist	2,507.75	210,651	84
Horse tack and horse clothing: Primarily for handling/riding/training and sheets/coolers/pads	974.09	83,772	86
Riding attire: Breeches/show clothes/boots	519.67	43,652	84
Travel: Truck/trailer expenses or hauling fees	1,780.92	149,597	84
	answered question		87
	skipped question		13

30. Are you a 2010 member of WDCTA?

	Response Percent	Response Count	
Yes 	68.1%	64	
No 	31.9%	30	
	answered question		94
	skipped question		6

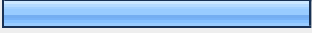







31. Prior to dropping your membership, how many years were you a WDCTA member?

	Response Percent	Response Count
1 year 	7.4%	2
2-3 years 	25.9%	7
4-6 years 	22.2%	6
7-10 years 	7.4%	2
more than 10 years 	37.0%	10
<i>answered question</i>		27
<i>skipped question</i>		73






32. While you were a member, which benefits and/or events did you regularly use or participate in?

		Response Percent	Response Count
Read the newsletter		92.6%	25
Year-end awards program		33.3%	9
Checked out videos and DVDs from the library		7.4%	2
Scholarship program		0.0%	0
Attended chapter programs/meetings		63.0%	17
Participated in WDCTA schooling shows		70.4%	19
Rode/audited WDCTA sponsored clinics		55.6%	15
Rode/audited WDCTA organized symposia		25.9%	7
Audited/participated in USDF educational programs (i.e. Instructor certification or L education programs)		25.9%	7
Advertised my business on WDCTA newsletter/website		11.1%	3
	Other (please specify)		0
answered question			27
skipped question			73

33. If you still visit the WDCTA website occasionally, what information do you look for?

		Response Percent	Response Count
Checking out clinic/show calendar		46.2%	12
The current president's message		11.5%	3
View current news/events and look for new articles online		15.4%	4
Read the minutes from chapters and the state board		15.4%	4
Look for boarding/breeder/instructor listings		11.5%	3
Download forms for clinics, award program, etc.		23.1%	6
Look for product information offered by business members		3.8%	1
I never visit the website		42.3%	11
Other reasons you visit the website? (please specify)			1
answered question			26
skipped question			74






34. When you were a member, how satisfied were you with your WDCTA membership?

	Response Percent	Response Count
Very satisfied 	22.2%	6
Somewhat satisfied 	33.3%	9
Neither satisfied nor dissatisfied 	14.8%	4
Somewhat dissatisfied 	18.5%	5
Very dissatisfied 	11.1%	3
<i>answered question</i>		27
<i>skipped question</i>		73




35. Please tell us the reason(s) for not renewing your WDCTA membership:

	Response Count
	27
<i>answered question</i>	27
<i>skipped question</i>	73

36. Which WDCTA Chapter do you currently belong to?

	Response Percent	Response Count
Central 	4.7%	3
Eastern 	1.6%	1
Kettle Moraine 	15.6%	10
Northeast	0.0%	0
North 	4.7%	3
Southwest 	53.1%	34
Upper Peninsula 	6.3%	4
I'm a member-at-large 	3.1%	2
I don't know 	10.9%	7
<i>answered question</i>		64
<i>skipped question</i>		36

37. Do you consider yourself an active member of WDCTA?

	Response Percent	Response Count
Yes 	46.9%	30
No 	39.1%	25
I don't know 	14.1%	9
<i>answered question</i>		64
<i>skipped question</i>		36





38. Including 2010, how many years have you been a WDCTA member?

	Response Percent	Response Count
1 year	15.6%	10
2-3 years	17.2%	11
4-6 years	17.2%	11
7-10 years	9.4%	6
more than 10 years	40.6%	26
<i>answered question</i>		64
<i>skipped question</i>		36






39. Approximately how many chapter meetings do you attend per year? (Consider your average attendance during the past three years.)

	Response Percent	Response Count
I try to make all chapter meetings	18.8%	12
About 2/3 of the meetings	14.1%	9
About 1/2 of the meetings	20.3%	13
Maybe 1 meeting/year	21.9%	14
I simply don't go to the meetings	21.9%	14
Currently, there isn't a WDCTA chapter in my area.	3.1%	2
<i>answered question</i>		64
<i>skipped question</i>		36



40. How many times have you attended the annual meeting in the past three years?

	Response Percent	Response Count
All three years 	9.4%	6
Twice 	20.3%	13
Once 	17.2%	11
Not at all 	53.1%	34
<i>answered question</i>		64
<i>skipped question</i>		36





41. Over the past three years, how many WDCTA sponsored clinics/educational programs have you attended outside of the chapter meeting programs?

	Response Percent	Response Count
0-3 clinics/programs 	51.6%	33
3-6 clinics/programs 	26.6%	17
6-10 clinics/programs 	7.8%	5
10-20 clinics/programs 	10.9%	7
more than 20 	3.1%	2
<i>answered question</i>		64
<i>skipped question</i>		36

42. Over the past three years, have you volunteered your time to support a WDCTA-sponsored event?

	Response Percent	Response Count
Yes 	54.7%	35
No 	45.3%	29
<i>answered question</i>		64
<i>skipped question</i>		36

43. Over the past three years, have you volunteered to serve a role in WDCTA governance, either as a chapter officer or State Board position? Please mark one of the "yes" choices even if you volunteered but were not elected.

	Response Percent	Response Count
Yes, State Board position. 	4.8%	3
Yes, local chapter officer. 	11.1%	7
Yes, BOTH State Board & chapter officer. 	9.5%	6
No 	74.6%	47
<i>answered question</i>		63
<i>skipped question</i>		37

44. How interested are you in volunteering to help:

	Very interested	Somewhat interested	Neither interested nor disinterested	Somewhat disinterested	Very disinterested	Response Count
WDCTA sponsored schooling show.	11.5% (7)	39.3% (24)	32.8% (20)	8.2% (5)	8.2% (5)	6
WDCTA sponsored clinic.	21.7% (13)	46.7% (28)	21.7% (13)	3.3% (2)	6.7% (4)	6
WDCTA annual meeting.	11.9% (7)	18.6% (11)	39.0% (23)	16.9% (10)	13.6% (8)	5
WDCTA chapter program.	11.9% (7)	40.7% (24)	32.2% (19)	10.2% (6)	5.1% (3)	5
Organize a major educational symposium.	8.5% (5)	22.0% (13)	28.8% (17)	10.2% (6)	30.5% (18)	5
Serve a term as chapter officer.	8.5% (5)	8.5% (5)	30.5% (18)	11.9% (7)	40.7% (24)	5
Serve a term as state officer.	3.4% (2)	5.1% (3)	35.6% (21)	10.2% (6)	45.8% (27)	5
Serve as committee chair for an event.	3.4% (2)	10.3% (6)	32.8% (19)	13.8% (8)	39.7% (23)	5
Serve on an organizing committee member for an event.	6.7% (4)	25.0% (15)	30.0% (18)	10.0% (6)	28.3% (17)	6
Wherever I'm most needed.	17.2% (10)	27.6% (16)	32.8% (19)	6.9% (4)	15.5% (9)	5
					answered question	63
					skipped question	3

45. Your WDCTA Board is looking for ways to encourage more members to volunteer their time to help WDCTA offer more activities and programs. Please indicate how likely each scenario would be to increase your interest in volunteering.

	Very likely	Somewhat likely	Neither likely nor unlikely	Somewhat unlikely	Very unlikely	Response Count
Somebody asks me to help.	27.0% (17)	52.4% (33)	14.3% (9)	3.2% (2)	3.2% (2)	63
Specific job descriptions, timelines & responsibilities provided.	16.1% (10)	50.0% (31)	29.0% (18)	1.6% (1)	3.2% (2)	62
A list of volunteer opportunities is regularly published in newsletter/website	16.4% (10)	45.9% (28)	23.0% (14)	9.8% (6)	4.9% (3)	61
Incentives of clinic/program discounts or reduced/free auditing offered.	28.6% (18)	39.7% (25)	19.0% (12)	6.3% (4)	6.3% (4)	63
Assurance my time will be put to good use.	19.4% (12)	50.0% (31)	25.8% (16)	3.2% (2)	1.6% (1)	62
Assurance I will be reimbursed for reasonable expenses.	11.5% (7)	31.1% (19)	41.0% (25)	8.2% (5)	8.2% (5)	61
Opportunity to organize events I'm personally interested in.	16.9% (10)	28.8% (17)	37.3% (22)	5.1% (3)	11.9% (7)	59
Other ways to increase my likelihood of volunteering (please specify)						9
					answered question	63
					skipped question	37

46. On a scale of 1 to 5 where 5 = Very Valuable and 1 = Not at all Valuable, please rate how valuable each of these member services is to you:

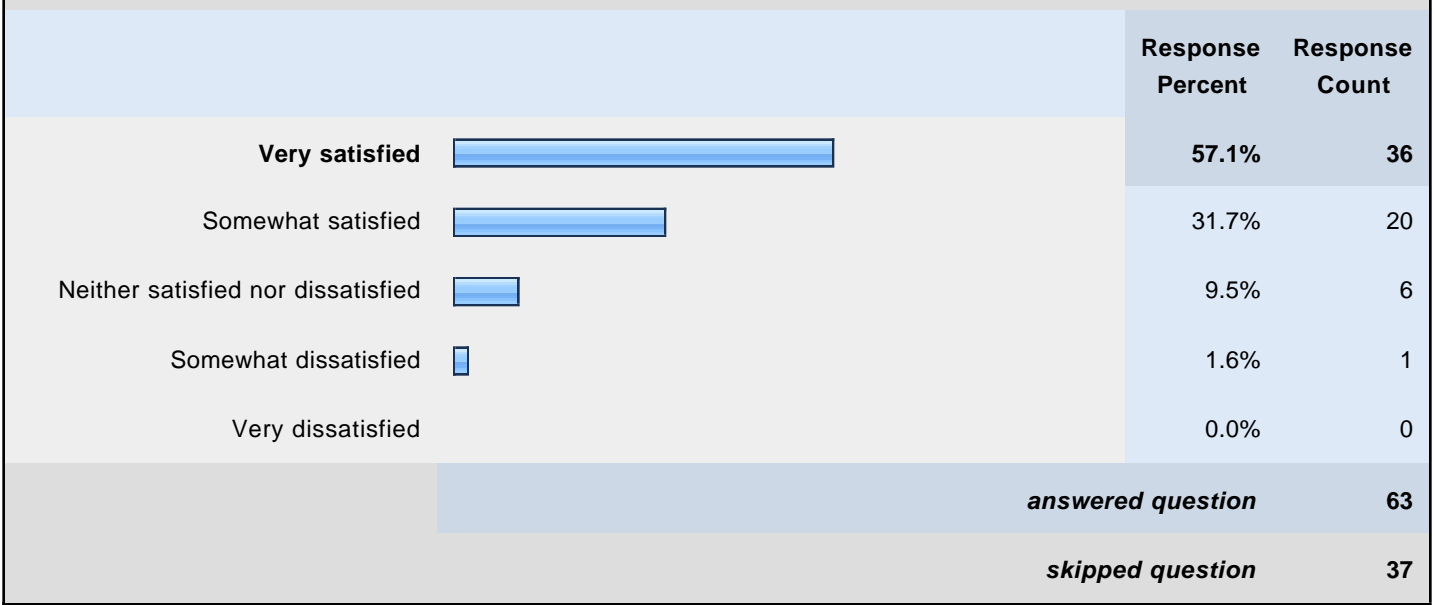
	5 = Very valuable	4	3	2	1 = Not at all Valuable	Didn't know this service existed	Response Count
USDF group membership	30.6% (19)	19.4% (12)	19.4% (12)	9.7% (6)	19.4% (12)	1.6% (1)	62
Newsletter	72.6% (45)	16.1% (10)	9.7% (6)	1.6% (1)	0.0% (0)	0.0% (0)	62
Website	34.4% (21)	41.0% (25)	19.7% (12)	3.3% (2)	0.0% (0)	1.6% (1)	61
Facebook group page	9.8% (6)	23.0% (14)	23.0% (14)	11.5% (7)	23.0% (14)	9.8% (6)	61
Scholarship program	13.1% (8)	14.8% (9)	19.7% (12)	9.8% (6)	29.5% (18)	13.1% (8)	61
Yearend awards program for dressage	31.1% (19)	13.1% (8)	24.6% (15)	6.6% (4)	23.0% (14)	1.6% (1)	61
Yearend awards program for eventing	5.0% (3)	8.3% (5)	8.3% (5)	6.7% (4)	65.0% (39)	6.7% (4)	60
Chapter meeting programs	25.8% (16)	25.8% (16)	30.6% (19)	8.1% (5)	6.5% (4)	3.2% (2)	62
Chapter business meetings	16.1% (10)	16.1% (10)	35.5% (22)	16.1% (10)	11.3% (7)	4.8% (3)	62
State Board business meetings	11.5% (7)	14.8% (9)	26.2% (16)	13.1% (8)	27.9% (17)	6.6% (4)	61
WDCTA sponsored clinics	48.4% (30)	33.9% (21)	11.3% (7)	4.8% (3)	1.6% (1)	0.0% (0)	62
WDCTA sponsored schooling shows	35.5% (22)	29.0% (18)	14.5% (9)	12.9% (8)	8.1% (5)	0.0% (0)	62
WDCTA annual meeting	14.8% (9)	34.4% (21)	24.6% (15)	8.2% (5)	16.4% (10)	1.6% (1)	61
DVD/video library offerings	9.8% (6)	21.3% (13)	36.1% (22)	16.4% (10)	8.2% (5)	8.2% (5)	61

Book library offerings	9.8% (6)	18.0% (11)	42.6% (26)	13.1% (8)	8.2% (5)	8.2% (5)	61	
Instructor/Breeder/Stable	21.0% (13)	27.4% (17)	30.6% (19)	8.1% (5)	9.7% (6)	3.2% (2)	62	
Advertising opportunities	14.5% (9)	19.4% (12)	32.3% (20)	11.3% (7)	19.4% (12)	3.2% (2)	62	
Chapter events (other than meetings) in my area.	26.2% (16)	31.1% (19)	23.0% (14)	6.6% (4)	8.2% (5)	4.9% (3)	61	
Other services you enjoy thanks to your WDCTA membership (please specify):							8	
							answered question	62
							skipped question	38

47. In 2010, your WDCTA Board made various changes to services and benefits provided to the membership. How satisfied are you with the following changes made in 2010?

	Very satisfied	Somewhat satisfied	Neither satisfied nor dissatisfied	Somewhat dissatisfied	Very dissatisfied	Response Count		
Redesigned format of the newsletter	77.0% (47)	8.2% (5)	13.1% (8)	1.6% (1)	0.0% (0)	61		
Electronic distribution of the newsletter	58.1% (36)	19.4% (12)	17.7% (11)	3.2% (2)	1.6% (1)	62		
Moving meeting minutes out of the newsletter (now located on the website)	44.4% (28)	12.7% (8)	31.7% (20)	9.5% (6)	1.6% (1)	63		
Ability to advertise non-WDCTA sponsored events for free in the calendars	48.4% (30)	14.5% (9)	33.9% (21)	3.2% (2)	0.0% (0)	62		
Facebook Group page access	23.0% (14)	19.7% (12)	44.3% (27)	8.2% (5)	4.9% (3)	61		
Reduced advertising rates	28.8% (17)	11.9% (7)	54.2% (32)	5.1% (3)	0.0% (0)	59		
If you indicated dissatisfaction with any of the changes made in 2010, please tell us why you feel that way.							3	
							answered question	63
							skipped question	37

48. Overall, how satisfied are you with your WDCTA membership?



49. How likely is it that you would recommend joining WDCTA to a friend who is interested in dressage or eventing?



50. Please share any other thoughts you have about your current level of satisfaction with your WDCTA membership that hasn't been addressed in the questions above. (Note: You'll have opportunity to suggest new services and/or changes in the next section.)

	Response Count
	11
<i>answered question</i>	11
<i>skipped question</i>	89

51. Your opinion is important to us as the board considers changes to WDCTA's current structure or services. How important is it to you that:

	Very important	Somewhat important	I don't care	I don't support this idea	Response Count
WDCTA makes an effort to be a "green" organization.	28.6% (18)	57.1% (36)	14.3% (9)	0.0% (0)	63
"Combined Training" remain in our GMO's name.	12.7% (8)	19.0% (12)	61.9% (39)	6.3% (4)	63
WDCTA continue to support eventing with programs/services.	14.5% (9)	22.6% (14)	56.5% (35)	6.5% (4)	62
WDCTA expands the dressage awards program to include gaited and western horse awards.	6.3% (4)	4.8% (3)	38.1% (24)	50.8% (32)	63
WDCTA keeps its current structure including local chapters.	25.4% (16)	38.1% (24)	34.9% (22)	1.6% (1)	63
Local chapters maintain an independent decision structure.	30.6% (19)	27.4% (17)	37.1% (23)	4.8% (3)	62
Local chapters maintain financial control over chapter funds.	41.0% (25)	26.2% (16)	29.5% (18)	3.3% (2)	61
Local chapter officers have limited terms for which they can serve as a chapter officer.	29.0% (18)	24.2% (15)	38.7% (24)	8.1% (5)	62
That state officers have limited terms for which they can serve on the state board:	32.3% (20)	29.0% (18)	37.1% (23)	1.6% (1)	62
	answered question				63
	skipped question				37

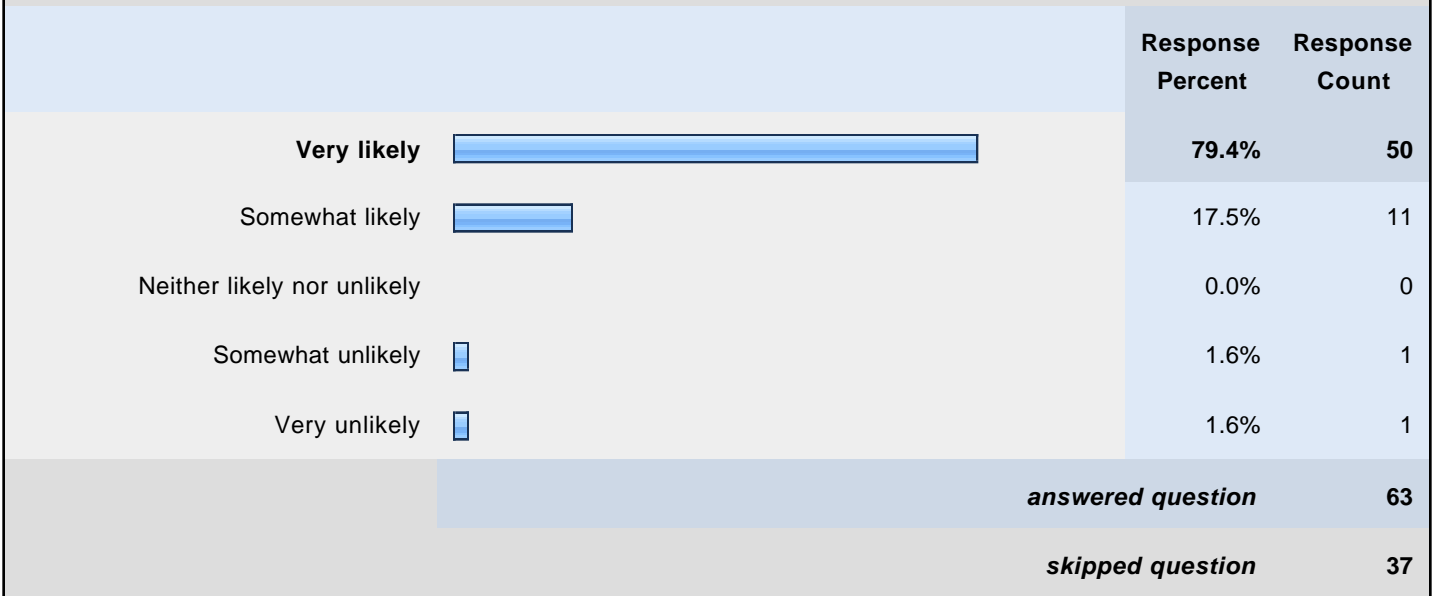
52. It is the current policy of WDCTA to sell only member's mailing addresses to board-approved requestors. Would you support a policy that allowed the Board to also sell email address lists to board-approved requestors?

		Response Percent	Response Count
Yes		15.9%	10
No, but my mailing address is ok.		30.2%	19
I don't care		12.7%	8
I neither support the policy of selling email addresses, nor address labels, to board-approved requestors.		41.3%	26
<i>answered question</i>			63
<i>skipped question</i>			37

53. Please tell us how likely you would be to use each of the listed enhancement ideas to the WDCTA website.

	Very likely	Somewhat likely	Neither likely nor unlikely	Somewhat unlikely	Very unlikely	Response Count
Secure area for "Members Only".	33.9% (21)	24.2% (15)	32.3% (20)	6.5% (4)	3.2% (2)	62
Member blog area.	24.2% (15)	22.6% (14)	24.2% (15)	17.7% (11)	11.3% (7)	62
Photo Gallery (featuring pics of clinics, shows, member's horses, etc.):	43.5% (27)	33.9% (21)	14.5% (9)	6.5% (4)	1.6% (1)	62
Chapters sections.	26.2% (16)	44.3% (27)	23.0% (14)	4.9% (3)	1.6% (1)	61
Ability to register for events and renew membership online:	60.7% (37)	24.6% (15)	11.5% (7)	0.0% (0)	3.3% (2)	61
					Other (please specify)	2
<i>answered question</i>						62
<i>skipped question</i>						38


54. How likely are you to renew your WDCTA membership for 2011?



55. Share at least one way WDCTA can improve your member experience in the future.



56. Please share your county and State of residence. Use the following format of County, State. Example: Dane, WI










57. Gender

	Response Percent	Response Count
Male	1.1%	1
Female	98.9%	89
<i>answered question</i>		90
<i>skipped question</i>		10







58. What best describes your age group?

	Response Percent	Response Count
less than 16	0.0%	0
16-21	2.3%	2
22-29	5.7%	5
30-39	11.4%	10
40-49	22.7%	20
50-59	37.5%	33
60-69	17.0%	15
more than 70	3.4%	3
<i>answered question</i>		88
<i>skipped question</i>		12








59. What is your current annual household income? (Note: While this is a potentially sensitive question for some respondents, the answer allows the club to use the aggregate information as a basis for seeking sponsorship and advertising opportunities. It is very useful and important information; however, your answer is optional.)

	Response Percent	Response Count
less than \$30,000 	6.0%	4
\$35,000 - \$50,000 	7.5%	5
\$50,000 - \$70,000 	19.4%	13
\$70,000 - \$90,000 	17.9%	12
\$90,000 - \$110,000 	14.9%	10
\$110,000 - \$200,000 	29.9%	20
more than \$200,000 	4.5%	3
<i>answered question</i>		67
<i>skipped question</i>		33

60. What is the highest level of education you've completed?

	Response Percent	Response Count
Grade school	0.0%	0
Some high school 	1.1%	1
High school degree 	8.0%	7
Some college courses 	21.6%	19
Bachelors degree 	40.9%	36
Masters degree 	17.0%	15
MD/PhD/DVM 	11.4%	10
<i>answered question</i>		88
<i>skipped question</i>		12

61. What best describes your current job situation?

	Response Percent	Response Count
Equine professional--full time 	14.9%	13
Equine professional--part time 	9.2%	8
Professional (non-equine)--full time 	49.4%	43
Professional (non-equine)--part time 	10.3%	9
Unemployed 	1.1%	1
Student 	8.0%	7
Retired 	13.8%	12
Other (please specify)		5
	<i>answered question</i>	87
	<i>skipped question</i>	13